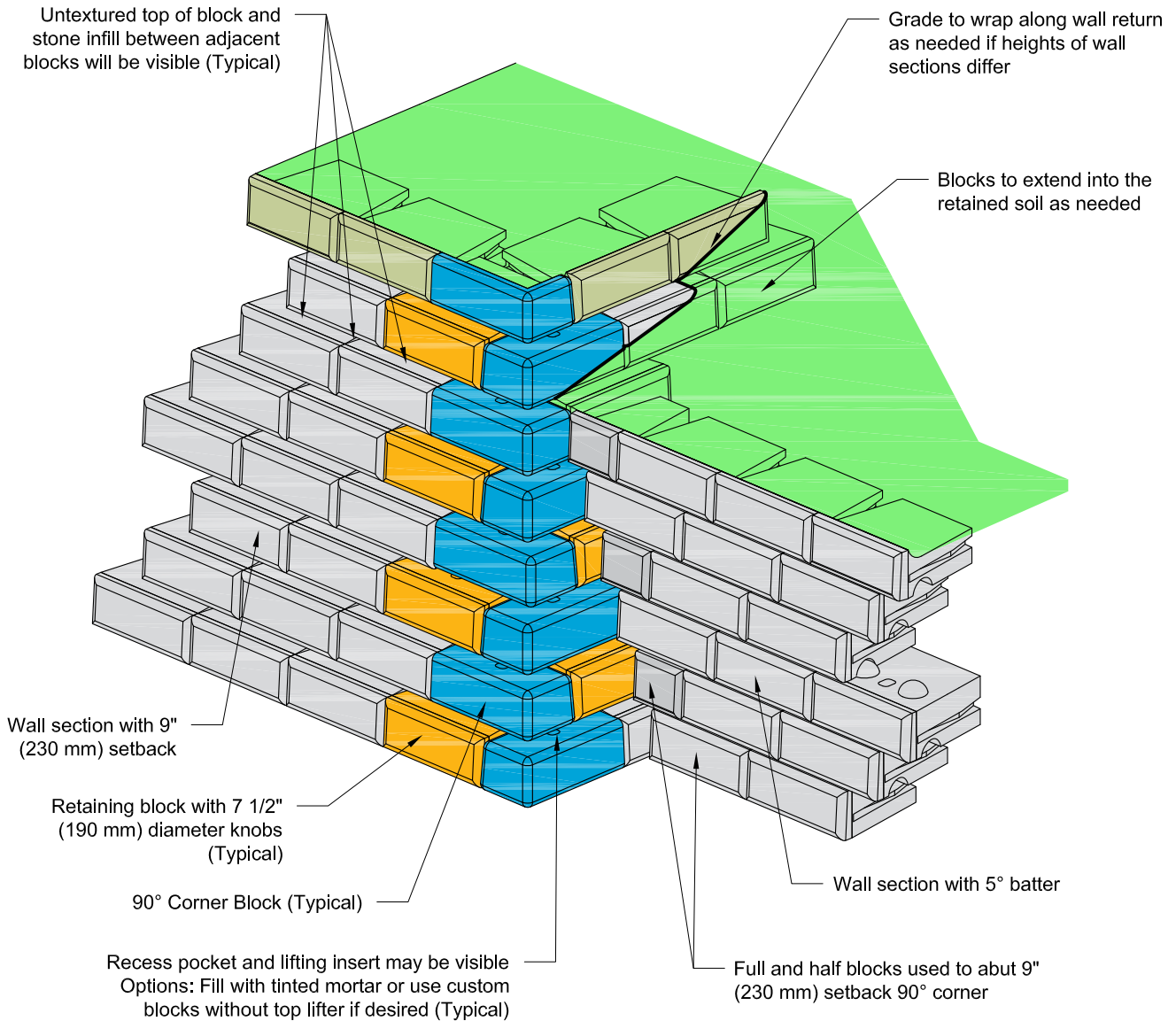


Transition From 5° Batter to 9" (230 mm) Setback



Preferred option is to start construction at transition and work away in both directions.
If construction cannot start at transition, blocks must be field cut as needed to fit.

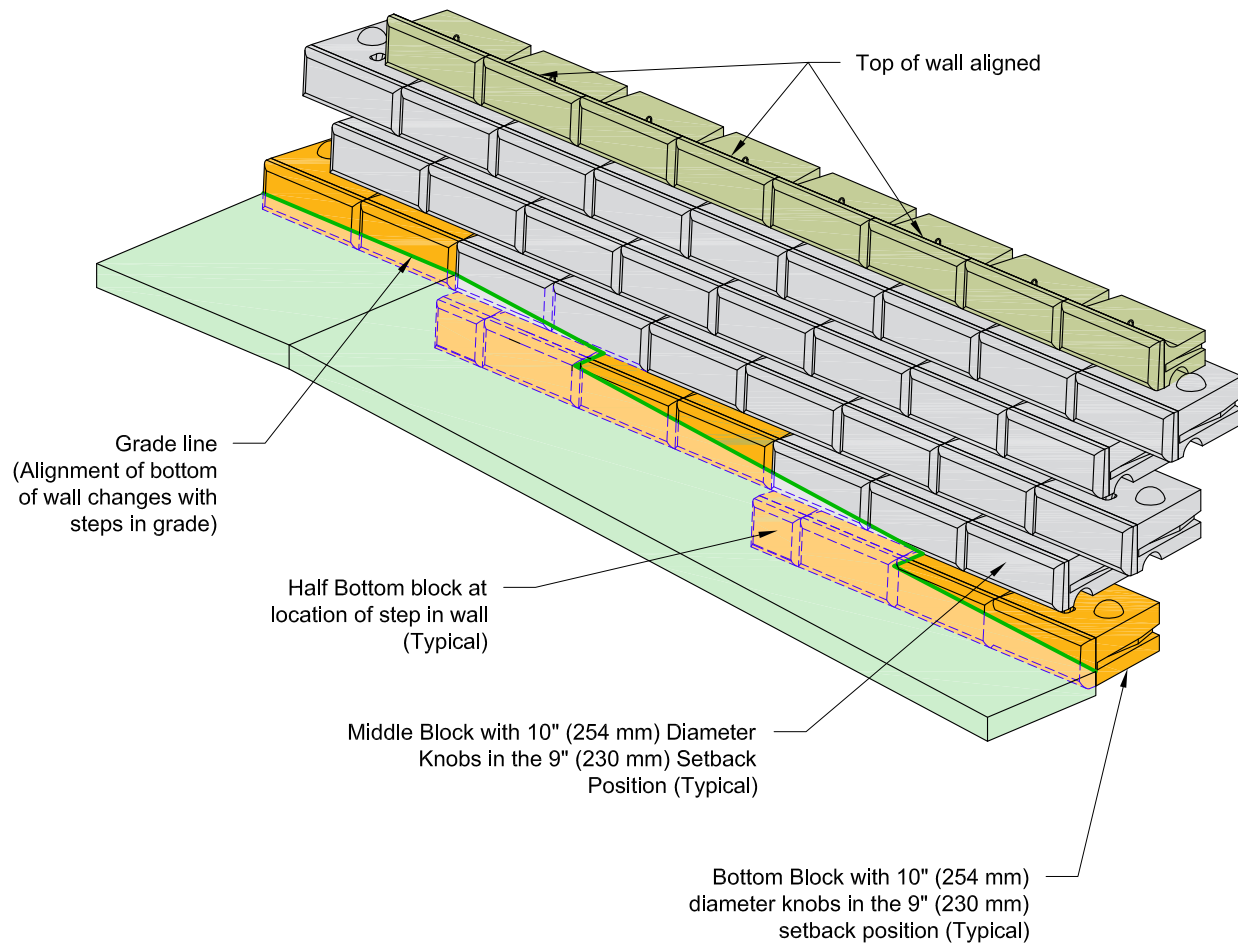
This drawing is for reference only. Determination of the suitability and/or manner of use of any details contained in this document is the sole responsibility of the design engineer of record. Final project designs, including all construction details, shall be prepared by a licensed professional engineer using the actual conditions of the proposed site.

DRAWN BY:	JRJ
APPROVED BY:	JRJ
DATE:	06-22-2015
SHEET:	1 of 1

TITLE:	Wall Transition Normal Batter to 9" Setback
FILE:	1 Wall Transition Normal Batter to 9in Setback 062215.dwg

REDI-ROCK®
 05481 US 31 SOUTH, CHARLEVOIX, MI 49720
 (866) 222-8400 ext 3010 • engineering@redi-rock.com
 www.redi-rock.com

Stepped 9" (230 mm) Setback Wall with Aligned Top



This drawing is for reference only. Determination of the suitability and/or manner of use of any details contained in this document is the sole responsibility of the design engineer of record. Final project designs, including all construction details, shall be prepared by a licensed professional engineer using the actual conditions of the proposed site.

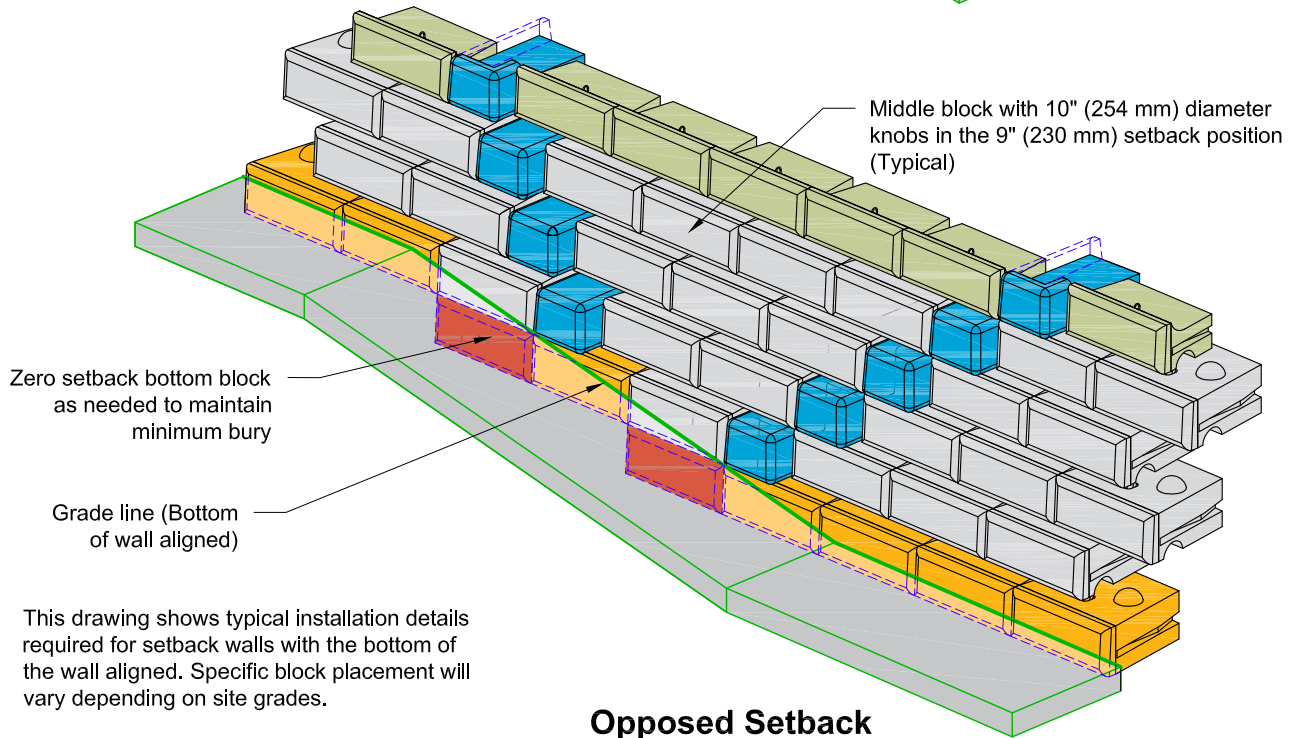
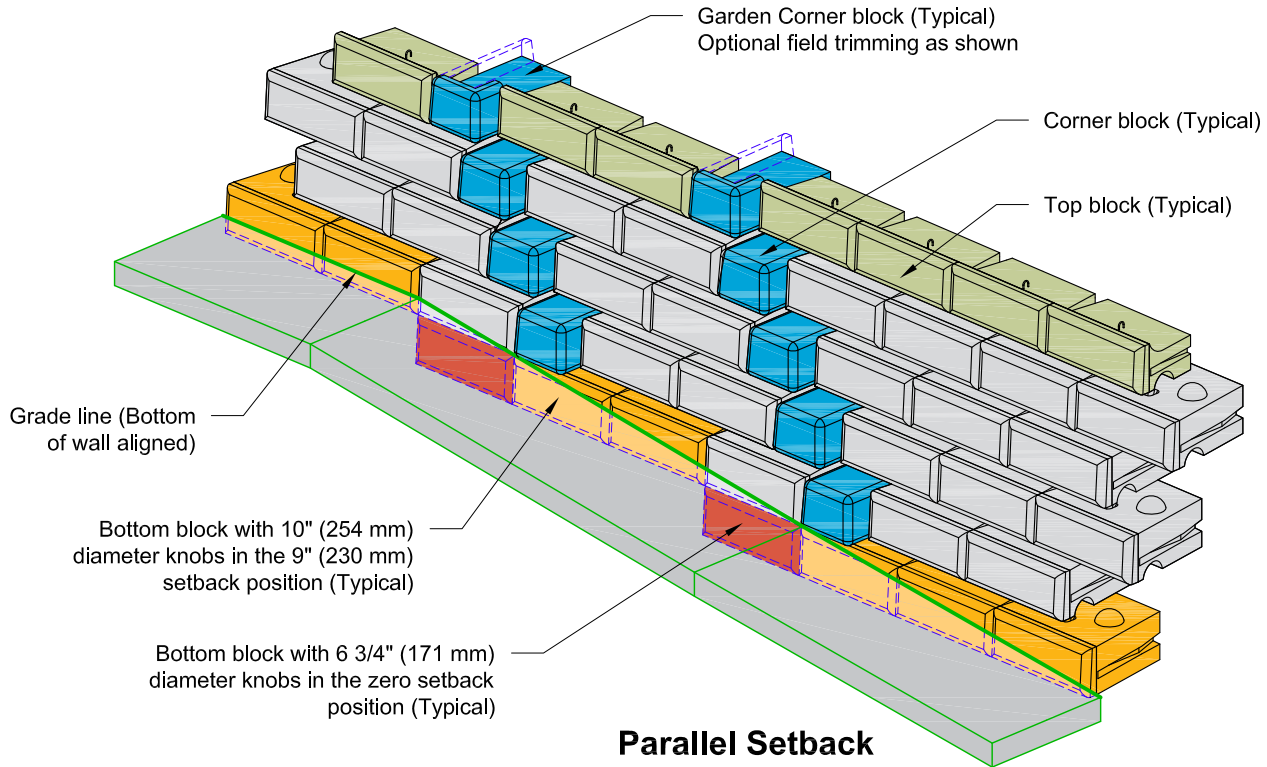
DRAWN BY:	JRJ
APPROVED BY:	JRJ
DATE:	06-22-2015
SHEET:	1 of 1

TITLE:	<h3>Stepped 9" Setback Wall with Aligned Top</h3>
FILE:	

REDI-ROCK®

05481 US 31 SOUTH, CHARLEVOIX, MI 49720
 (866) 222-8400 ext 3010 • engineering@redi-rock.com
www.redi-rock.com

Stepped 9" (230 mm) Setback Wall with Aligned Base



This drawing shows typical installation details required for setback walls with the bottom of the wall aligned. Specific block placement will vary depending on site grades.

This drawing is for reference only. Determination of the suitability and/or manner of use of any details contained in this document is the sole responsibility of the design engineer of record. Final project designs, including all construction details, shall be prepared by a licensed professional engineer using the actual conditions of the proposed site.

DRAWN BY:	JRJ
APPROVED BY:	JRJ
DATE:	06-22-2015
SHEET:	1 of 1

TITLE:	Stepped 9" Setback Wall with Aligned Base
FILE:	

REDI-ROCK®
 05481 US 31 SOUTH, CHARLEVOIX, MI 49720
 (866) 222-8400 ext 3010 • engineering@redi-rock.com
www.redi-rock.com